





































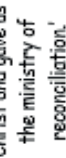


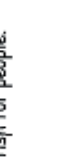


Humanities

Got it Grid: Christian Practices

How to use:

For humanities topics, you can use a "Got it Grid" and dice to revise.

1. Create a table using images or diagrams, key words, quotes, phrases or definitions from any topic(s) that you have studied.
2. Then, roll the dice.
3. Whichever two squares your dice land on will be the ideas that you need to connect.

Humanities

Got it Grid

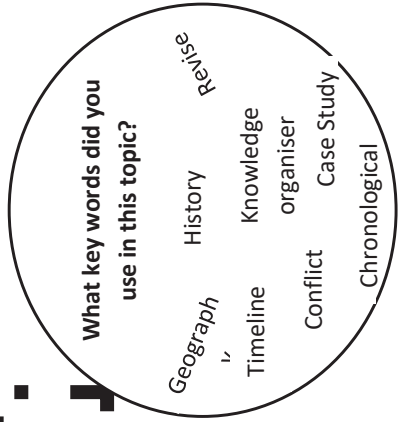
How to use:

For humanities topics, you can use a "Got it Grid" and dice to revise.

1. Create a table using images or diagrams, key words, quotes, phrases or definitions from any topic(s) that you have studied.
2. Then, roll the dice.
3. Whichever two squares your dice land on will be the ideas that you need to connect.

Humanities

Create a Knowledge Organiser for Geography Topics Use the template to create a knowledge organiser about any topic



Was there a timeline or a step-by-step order of creation for the topic you studied?

Geographers could use this space for order of formation (e.g. river/coastal land features)

Historians could use this space for dates/chronological order

What will you use it for?

Can you think of another way?

Were there advantages or disadvantages or opposing views? Use the table below to highlight the main points.

Pros/Advantages/For	Cons/Disadvantages/Against

Did you discuss impact? What were the points that were made?

Social (people)	Economic (money)	Environmental (nature)

Write a paragraph using the key words from above to showcase your understanding:

Looking for a way to revise? This **knowledge organiser** is a great tool to use - it helps with breaking down topics that we've studied. You could use this revision tool to study any of the humanities subjects. I'll give you a few examples:

Studying people in places is my favourite, which is why I love **Geography**. This **knowledge organiser** would be perfect for topics on rivers, coasts and glaciation. You could use the table to compare ideas or discuss advantages and disadvantages for the example that you studied (**case study**).

Disagreements have led to a lot of **conflict**, which we learn about in **history**. I could use this **knowledge organiser** to create a **timeline** to put the events in


Humanities

What key words did you use in this topic?

Write a paragraph using the key words from above to showcase your understanding:



Empty rectangular box for writing.



Empty rectangular box for writing.

Empty rectangular box for writing.

